

D15CC55UNVA-C



UNV Dimmable LED Driver w/ Analog Dimming

- 1500mA Constant Current Output
- Class 2, 55W Output
- 0-10V Dimming Control

Performance	
Input Voltage	120 ~ 277 Vac
Input Current Max	0.56 /120V 0.24/277V
Input Power Max	63W
Input Frequency	50 - 60 (Hz)
Power Factor	> 0.95
THD max	< 20 %
Output Voltage	13-37V
Output Current	45mA - 1500mA
Output Power	55W
Line Regulation	±3 %
Load Regulation	±5 %

Physical	
Length	14.25 in (362 mm)
Width	1.18 in (30 mm)
Height	1.00 in (25.4 mm)
Mounting Length	13.75 in (349.3 mm)
Weight (lbs)	1.0
Wire Trap / Plug-in Connectors for 18 AWG Solid Wire	

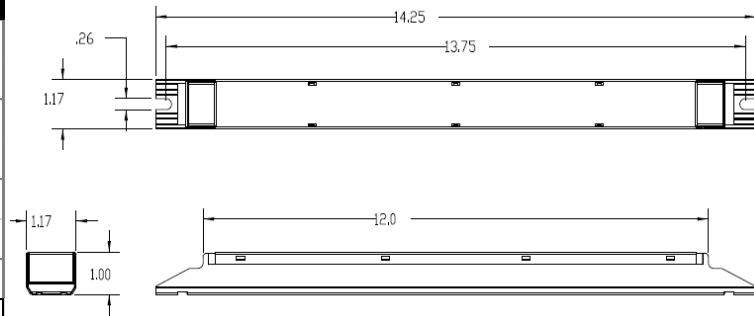
Environmental	
EMI and RFI	Meets FCC part 15 (Class A) Non-Consumer Limits
Min. Operating Temperature	-40°C (-40°F)
Storage Temperature	-40°C to 85°C (-40°F to 185°F)
tc	85°C (185°F) max
Protection Rating	UL Dry & Damp

Protection

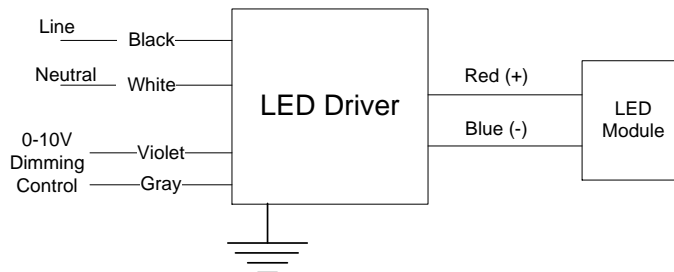
Over voltage, Under voltage, and short circuit.

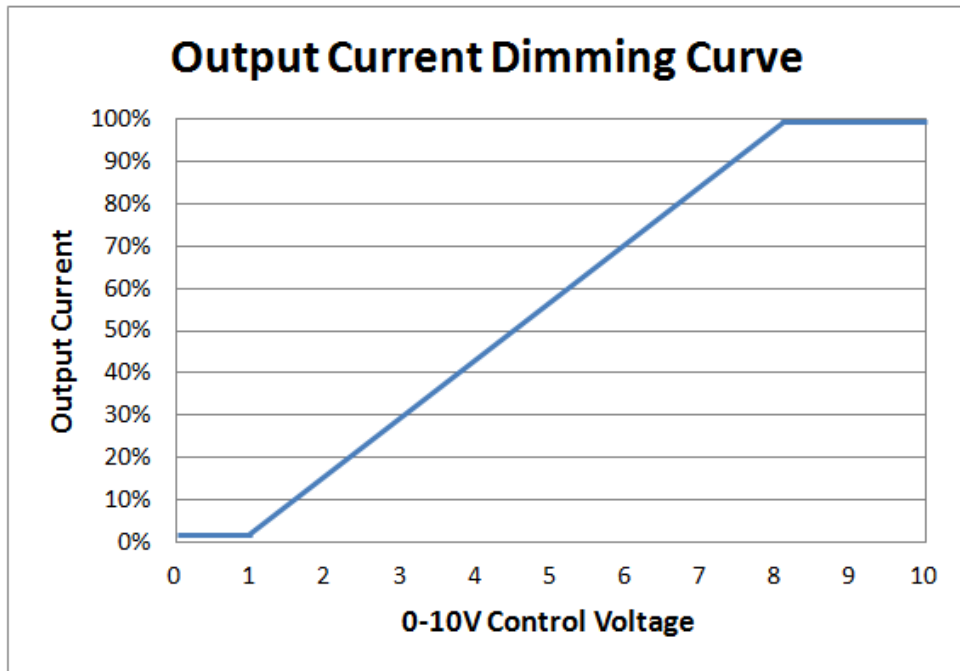
Safety:

UL 8750 & CSA 250.13-12



Wiring Diagram:





0-10V Analog Dimming Interface

Analog 0 to 10 vDC Voltage Control

- Use Violet (+) & Gray (-) for connection to 0-10vDC.
- 10v = maximum output, 0v = minimum output
- Driver protected if line voltage is applied.
- Wiring Violet & Gray together provides min. light output.
- Capping Violet & Gray separately provides 100% light output.
- 0-10V interface must be wired as a Class 2 Circuit.
- Driver will source a maximum of 250uA for control needs.

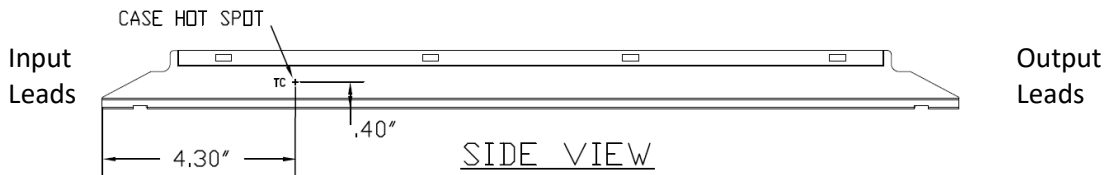
Application and operation performance specification information subject to change without notification.

Conditions of Acceptability –

These products are for use only in (or with) complete end product equipment where the acceptability of the combination is determined by CSA International or others having jurisdiction.

- The product shall be installed in compliance with the enclosure, mounting, mounting surface, strain relief, pushback relief, spacing, segregation, and all other applicable requirements of the End Product in which it is employed. Suitability shall be determined during End Product Certification Evaluation.
- Product / product installation into end product is subject to any additional applicable requirement(s) of all applicable end product standard(s). These requirements shall be verified during end product evaluation.
- This Driver must be installed in a complete electrical enclosure in compliance with the applicable requirements of the End Product in which it is employed.
- The Driver is suitable for use in “DRY” or “DAMP” locations.
- These Drivers were evaluated for use in a 61°C elevated ambient and the maximum case temperature at (Tc) location should not exceed 85 C when the driver is installed in the end-use application.
- Model: D15CC55UNVA-C, rated 61 C Ambient, max 85 C case temperature.
- The case must be grounded in the end use.
- The LED and Dimming Control (0-10V) leads operate within Class 2 limits.
- The LED and Dimming Control (0-10V) circuit is not isolated from the LED Output. The Dimming Control (0-10Vdc) leads are suitable only for Class 2 wiring methods.

Tc Location:



FCC Statement: This device complies with part 15 of the FCC Rules. Operation is subject to the following two conditions: (1) This device may not cause harmful interference, and (2) this device must accept any interference received, including interference that may cause undesired operation.

Warranty:

Universal Lighting Technologies warrants to the purchaser that each power supply will be free from defects in material or workmanship for a period of 5 years from the date of manufacture when properly installed per instructions and under normal operating conditions of use. Call 1-800-225-5278 for technical assistance.

Application and operation performance specification information subject to change without notification.