

M10012/27CK-5EU-JA3

APPLICATION and PERFORMANCE SPECIFICATION

Description: **Standard** - electronic low frequency square wave ballast for 100W metal halide lamps with an **integrated "quartz restrike" auxiliary lighting control** & a 120V "tap" for 3 or 4-wire self heating thermal protectors (IDTPs)

- | | |
|---|--|
| <ul style="list-style-type: none"> • Line Voltage : 120/277vac, +/-10%, 50/60Hz • Microprocessor controlled • RoHS Compliant • Mounting type: Studs - Top lead exit | <ul style="list-style-type: none"> • Resonance Start • Active power factor correction • Abnormal operation shutdown circuit: Line voltage must be reset |
|---|--|

60 Hz data

Lamp		Volts	Input Watts	Nominal Line Amps	Power Factor	Ballast Factor	Harmonic Total	Crest Factor
ANSI Type	#							
M/C90 M/C140 C191	1	120	112 IDTP only	0.96	> 95%	1.00	<8%	<1.5
		277	109 IDTP only	0.43	> 95%	1.00	< 11%	<1.5
	1	120	235 IDTP + aux lamp	1.98	> 95%	1.00	NA	<1.5
		277	235 IDTP + aux lamp	1.53	> 95%	1.00	NA	<1.5

* Consult with ULT TES engineers for lamp compatibility

Ballast Order Code: 188634

Performance:

- Meets ANSI Standard C82.14-2006
- Meets ANSI Standard C62.41-1991
- Meets FCC Part 18C for EMI & RFI (non-consumer)
- EOL Protection

Safety:

- No PCBs
- cUL_{US} Listed (Outdoor Type 1)
- Thermal Protection

Application:

- QUARTZ RESTRIKE function for cold start & hot restrike conditions
 - Operation with auxiliary lamp is dual voltage rated for 120V or 277V.
 - Maximum halogen lamp wattage: 150W
- IDTP "tap" Function: Provides 120V to heaters of IDTPs.
 - Compatible with 3 or 4 wire IDTPs
 - Operation with IDTP is dual voltage rated for 120V or 277V.
- Minimum Starting Temperature: -15°C/+5°F
- Maximum Case Temperature: 80°C/ 176°F
- Sound Rated: A
- Remote Mounting: 15 Feet

Physical Parameters

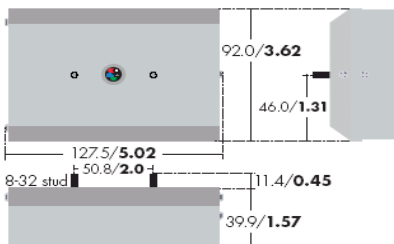
- | | Inches/Metric |
|-------------------------------|---------------|
| • Overall Length: | 5.02"/127.5mm |
| • Width: | 3.62"/92.0mm |
| • Height: | 1.57"/39.9mm |
| • Weight: | 20 oz |
| • Lead lengths: All | 7"/178mm |
| • Lead stripping:(Tinned) All | .375"/9.53mm |

Note: Each lamp's lead wires must be run in a separate minimum 1/2" ID conduit from the input leads to achieve good EMI performance and maximum remote capabilities. Individual, unbundled lead wires must be used for extension wiring using wire types SF-2 or SFF-2 or equivalent. Power cords and MC cables are not acceptable extension wiring methods.

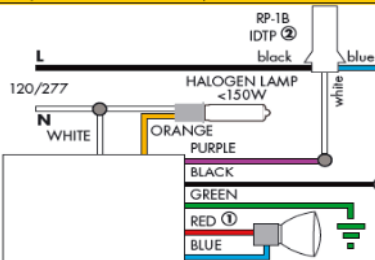
Warranty:

Universal Lighting Technologies warrants to the purchaser that each electronic ballast will be free from defects in material or workmanship for a period of 3 years from date of manufacture when properly installed and under normal conditions of use. The normal operation of 4000 hr./yr. is used for the warranty period. Longer operating times will adjust the warranty period accordingly. For extended warranty periods greater than 36 months, call 1-800 BALLAST for fixture testing instructions.

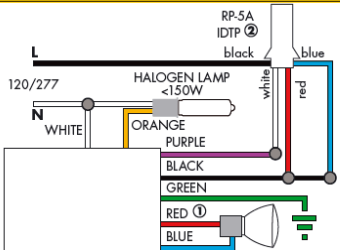
Manufactured in North America



WIRING (with 3-wire 120V IDTP)



WIRING (with 4-wire 120V IDTP)



WIRING (with 3-wire 277V IDTP)

