



M800C9xxD64N2K

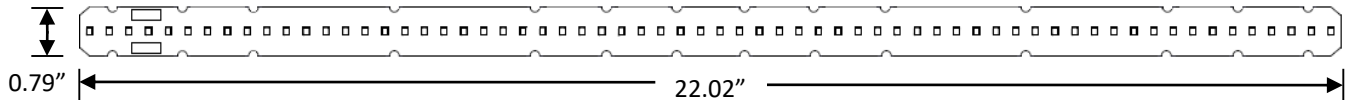
Description: CC Linear LED Module

- For use in Class 2 lighting systems
- Suitable for indoor applications



Part Number	Nominal					CRI
	Current (Amps)	Initial Lumens	Vf (Volts)	Power (Watts)	Lm/W	
M800C940D64N2K	0.800	4725	48.5	38.8	122	90
	0.700	4225	47.9	33.5	126	
	0.650	3965	47.6	30.9	128	
	0.400	2570	45.6	18.2	141	
	0.250	1665	44.2	11.1	151	

- (1) MID Flux Bin Values are shown for CCT of 4000K. Tolerance of $\pm 10\%$ at 45°C
 (2) Vf is at Tc of 45°C with max tolerance of +/- 5%.



General Performance Specifications

- Lumen Maintenance : L85 50Khrs, $t_c=75^\circ\text{C}$
- Color Consistency: <3 SDCM

Application:

- Min. Ambient Operating Temp.: -22°F , -30°C
- Max. Board Temp. (at t_c): 176°F , 80°C
- Control Range: 100% to 1%
- Maximum Current rating of .800 Amps

Regulatory

- Recognized - UL8750
- CAN/CSA-C22.2 No. 250.13-12
- RoHS Compliant

Notes:

- Performance data taken at $T_c = 45^\circ\text{C}$.
- Power consumption and photometric performance are typical values.
- Lumen maintenance value is based on LM80 testing and TM-21 calculation projections.

Mechanical Dimensions

- Length: 22.02"
- Width: 0.79"
- Height: 0.25"
- Weight: 0.16 lbs

Part Number Options

Part Number	CCT	Lumen Multiplier
M800C927D64N2K	2700K	89.5%
M800C930D64N2K	3000K	93.0%
M800C935D64N2K	3500K	96.5%
M800C940D64N2K	4000K	100.0%
M800C950D64N2K	5000K	100.0%
M800C965D64N2K	6500K	93.0%

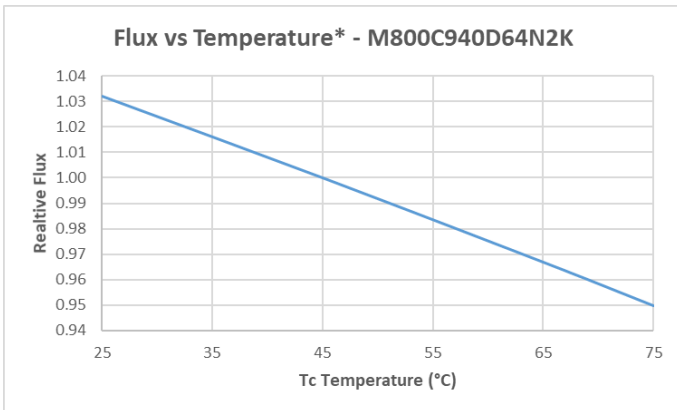
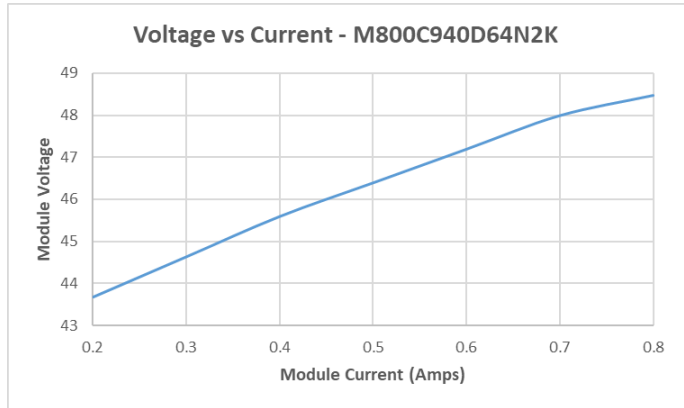
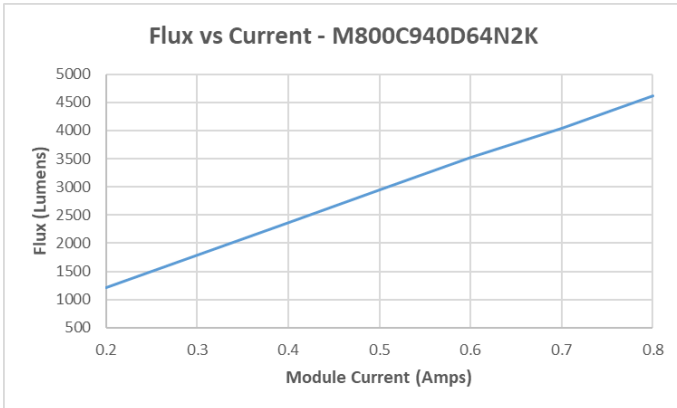
Ordering Codes	Description	Qty/Ctn
M800C9xxD64N2K50C	Dry/Indoor Use Only	50



Application and operation performance specification information subject to change without notification.



Flux and Voltage vs. Current



Notes:

Typical Values are shown for flux and voltage graphs with $T_c=45^{\circ}\text{C}$.

*Flux vs Temperature is based on single LED operation. LED Module performance may vary.

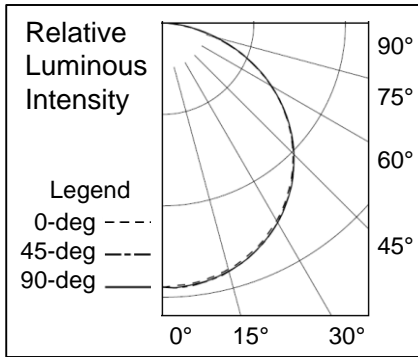


Application and operation performance specification information subject to change without notification.

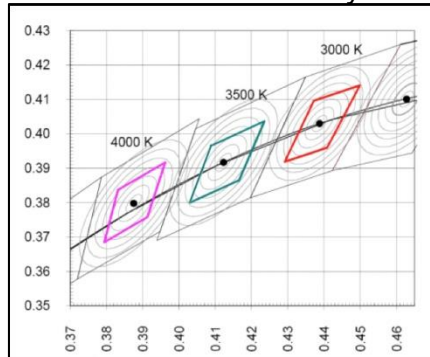


M800C9xxD64N2K

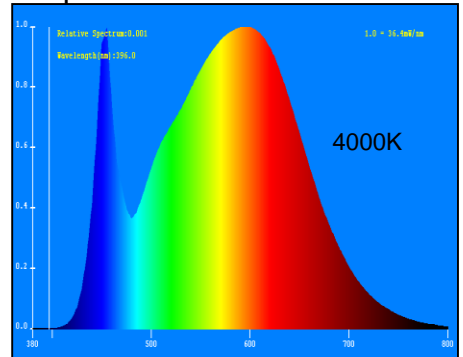
Photometric Distribution



Color Consistency



Spectral Power Distribution



Installation & Assembly Guidelines

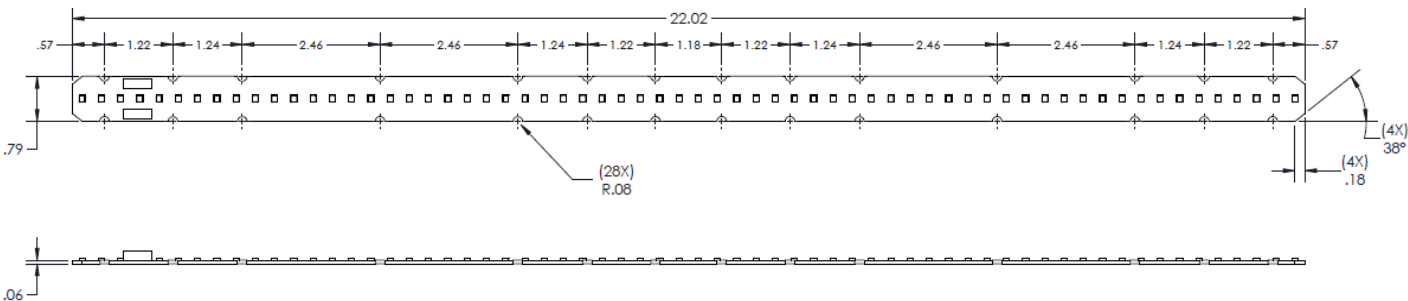

- **Mounting:** This module should be mounted using the mounting slots provided.
- Nylon washers should be used on the top side to prevent the screw-head from making electrical contact with traces.
- Thermal interface material is recommended to transfer heat away from the module to the fixture.
- LEDs should not be contacted during installation to avoid damage.

Wire Connector

- Wire connectors will accept 18AWG solid or bonded stranded wire.
- To remove wire from connector, depress the indent on the top of the terminal with BJB 46.131.398.50 wire release tool, and pull the wire.

Electrostatic Sensitive Product

- Installation of Universal Everline LED Modules should be in a production environment that incorporate ESD protective measures.
- When servicing LED Luminaires, technicians should be grounded, and should avoid contact with the LEDs.



Application and operation performance specification information subject to change without notification.



M800C9xxD64N2K

Application Notes:

1. The standard base model version of this module without Conformal Coating is designed for indoor fixtures in dry applications. Damage caused by corrosion due to moisture, condensation and other harmful elements, is not covered by the warranty.
2. Proper heat sinking is required to ensure that the module does not exceed its rated temperature. Damage caused by improper heat sinking is not covered by the warranty.
3. The color is measured at the LED binning condition. The LED module is designed to operate in accordance with ANSI C78 377. Color shift may occur in the system due to deviations in temperature and components that surround or cover the LED in the fixture.

CONDITIONS OF ACCEPTABLE USAGE:

This component has been judged on the basis of the required spacing distances in the Standard for LED Equipment for Use in Lighting Products, UL 8750.

1. The LED modules are intended for connection to a constant current, Class 2 power supply. When the arrays are connected and used with power supplies other than class 2, the need for an additional evaluation shall be considered in the end use product investigation.
2. The LED modules shall be installed in compliance with the mounting, spacing, casualty, and the segregation requirements applicable to the ultimate application.
3. The LED modules were not subjected to the Normal Temperature Test. A Temperature Test shall be conducted in the end product with considerations for the following components, their ratings, and LED-to-LED spacing:
Printed Wiring Board – 105°C
Connectors – 105°C
4. The LED modules are intended for use in dry and damp locations when connected to a Class 2 power supply. Use in other than dry and damp locations powered by a Class 2 power supply shall be evaluated to the end use application.
5. All models shall be marked with any voltage and current rating that doesn't exceed the maximum ratings in the ELECTRICAL RATINGS table of this report. All models are to be used within their marked ratings.



Application and operation performance specification information subject to change without notification.