

BT-PP20-B - Dialog Wireless Controller

Project Name: _____ Part _____
Numbers: _____ Date: _____



Features

- Circuit Relay
- 0-10 V Dimming (Linear Response)
- Emergency Lighting (UL924 rated)
- Plug Load
- Plenum Rated
- Bluetooth App Configuration • OFF-by-CLC (WSEC & Title 24)



ASHRAE 90.1

The Douglas Lighting Controls Bluetooth Controller includes Plug Load Control and Energy Management capabilities. The wireless load controller is line voltage powered and plenum rated for installation in a variety of applications. An onboard relay and 0-10V dimming control the light fixture or multiple fixtures. The Douglas Lighting Controls Wireless ecosystem includes wall station switches for ON-OFF-DIM-PRESET control while the ceiling mounted occupancy and daylight sensor provides occupancy control and daylight harvesting. Each device within the wireless ecosystem communicates through a Bluetooth wireless mesh network.

Plug Load Control is configured through the configuration App to meet specific building code requirements.

Emergency Lighting Control is also offered through the controller by supplying a backup power source to that fixture and designating it as an emergency fixture through the configuration App. Upon power loss of normal power units in the room it will turn ON & at full-bright (UL924).

The Controller is easily installed using the 1/2" chase nipple and the included flying leads for power and dimming. Simply provide power to the controller and wire the controller to the light or group of lights you would like to control. Plenum ratings provide the flexibility to install the controller in a variety of locations, then use the smartphone app for convenient done at deck level configuration.

Typical Applications: Lighting Controls for new or upgraded/retrofits projects.

PART NUMBER	DESCRIPTION
BT-PP20-B	Bluetooth load controller, Emergency, Plug Load,

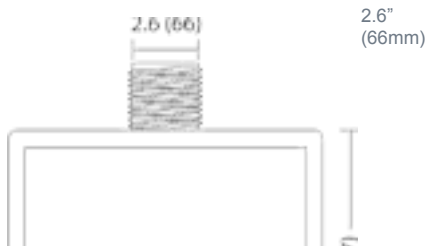
*Patent Pending Rev 8/24//2022 Douglas Lighting Controls Toll Free: 877-873-2797 | Direct 604-873-2797 | lighting@douglaslightingcontrols.com www.universaldouglas.com | www.douglaslightingcontrols.com





BT-PP20-B - Dialog Wireless Controller

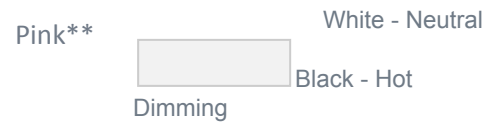
Dimensions

Inches [mm]





Red Load/Relay



outputLED Status

FUNCTIONALITY	<ul style="list-style-type: none"> • ON/OFF load control, 0-10V dimming, Open ADR Ready • Download Douglas Lighting Controls App from Apple App store for configuration • See Installation Manual for complete details
INPUT VOLTAGE	<ul style="list-style-type: none"> • 120/277/347VAC 60Hz
AUX. OUTPUT	<ul style="list-style-type: none"> • 12VDC, 30mA output for Douglas Lighting Controls Bluetooth Occupancy/Daylight sensor BT-WOR-A (max. 2)
RANGE	<ul style="list-style-type: none"> • 150' Clear line of site. 50' through standard walls (distances may vary based on location and environment. Additional devices may be required at time of commissioning to ensure Bluetooth network integrity.)
LOAD RATINGS	<ul style="list-style-type: none"> • 800W @ 120VAC standard ballast • 1200W @ 277VAC standard ballast • 3300W @ 277VAC electronic ballast • 1500W @ 347VAC standard ballast • Relay: 20A General Use • 100mA sink current (0-10V dimming channel)
APPROVALS	<ul style="list-style-type: none"> • ETL Listed • Conforms to UL STDs: 508, 1310, and 924 • Certified to CSA STD. C22.2 #14 and #223 • ETL Classified • Conforms to UL STD. 2043 • Certified to ULC/ORD STD C2043 • ASHRAE 90.1 Compliant • CEC Title 24 Compliant • Contains IC: 8254A-B1010SP0 • Contains FCC ID: W7Z-B1010SP0
ENVIRONMENT	<ul style="list-style-type: none"> • Indoor, stationary, non-vibrating, non-corrosive atmosphere and non-condensing humidity • Operating temperature: 32°F to 104°F (0°C to 40°C) • Storage temperature: 14° to 140°F (-25° to 60°C)

WARRANTY

• Standard 5-years

*Patent Pending Rev 8/24//2022 Douglas Lighting Controls Toll Free: 877-873-2797 | Direct 604-873-2797 | lighting@douglaslightingcontrols.com www.universaldouglas.com | www.douglaslightingcontrols.com