



Shown with face plate - ordered separately

Project Name: _____
 Part Numbers: _____ Date: _____

Features

- Multi-function 1-Button switch for ON/OFF/DIM
- 1-button switch
- Dual Technology (PIR and ADI-Voice)
- Part of the Dialog and Dialog Room Controller system



ASHRAE 90.1 Compliant

The Dialog® Room Controller Wall Station Sensor features Dual Technology (PIR* and ADI-Voice*) occupancy sensing and a photo sensor for daylight harvesting control. The lens provides 180° of sensing coverage and has a Vandal-resistant design to minimize lens damage. A push button switch is provided and can be configured for ON/OFF or DIM functionality. An adjustable time-out delay can be set for 3 seconds to 40 minutes.

The sensor is part of a Dialog or Dialog Room Controller system and connect via our simple 2-wire, non-polarized low voltage (18/2 AWG) data/power bus, minimizing commissioning time. When in operation, the sensor will detect initial motion using PIR; then ADI-Voice is activated to work alongside the PIR to detect and maintain occupancy.

Typical Applications: On offices and restrooms.

PART NUMBER	DESCRIPTION
WOSSDG1-P-T	Wall Station Sensor – Occupancy Mode
WVSSDG1-P-T	Wall Station Sensor – Vacancy Mode
WPSSDG1-P-T	Wall Station Sensor – Partial ON Mode

Occupancy Mode: Auto-ON / Auto-OFF

Vacancy Mode: Manual-ON / Auto-OFF

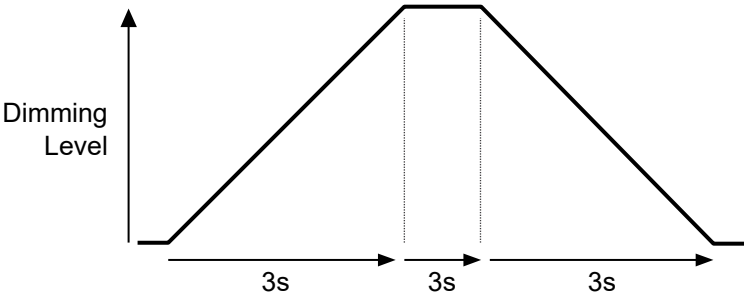
Partial ON Mode: Auto-ON 50% / Auto-OFF

OPERATIONS:

Low voltage sensors are powered by Dialog Bus. When in operation, the sensor will detect initial motion using PIR; once motion is detected the occupied signal will be sent. The ADI-Voice is then activated to work alongside the PIR to detect occupancy. Upon expiry of the timeout the unoccupied signal is sent.

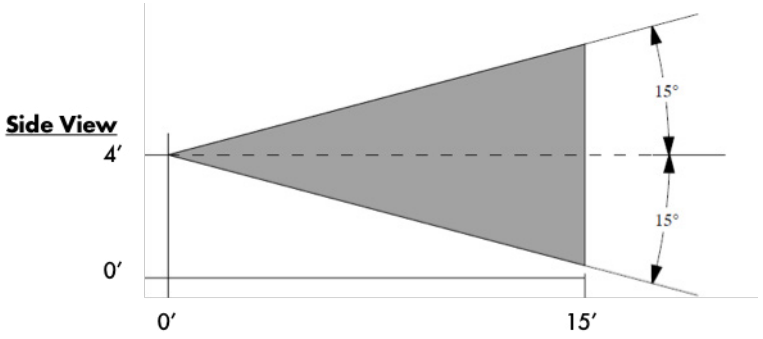
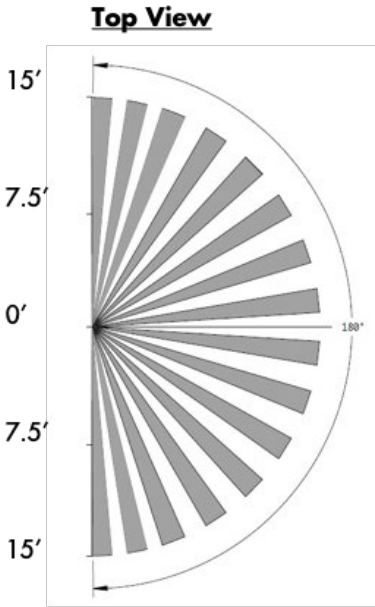
If the button is assigned to an Individual address, it will toggle the relay in that address when pushed.
 If the button is held down, the matching dimmers will dim up then dim down, release when at the desired light level.

If the button is assigned to a group, it will toggle the relays in the group when pushed.
 If the button is held down, the dimmers in the group will dim up then dim down, release when at the desired light level.

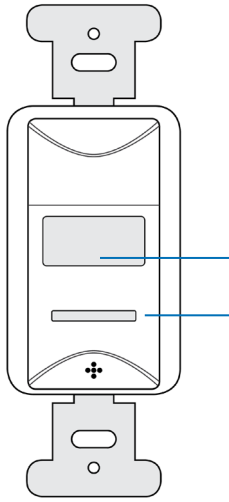


PIR - Passive Infrared technology
 ADI-Voice - Our proprietary microphonic technology

Dialog Wall Switch Occ_Vac Sensor (DualTech, Network)



Wiring Diagram



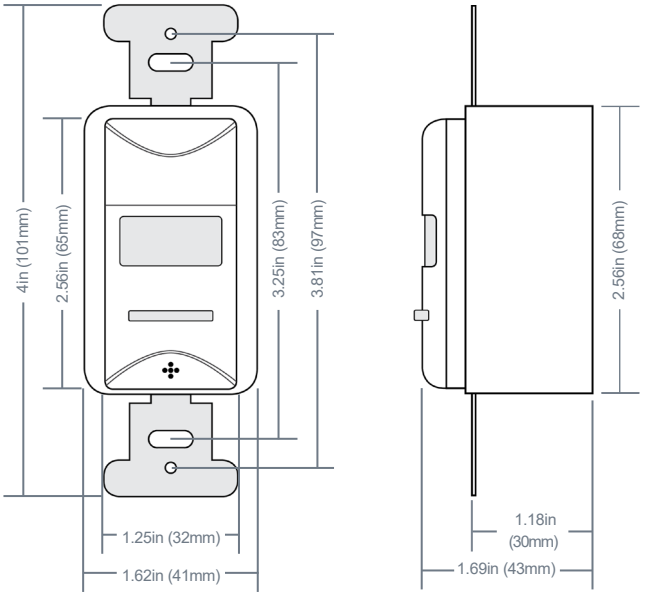
D2-Wire

Dialog Power and Data Network Connect non-polarized leads to Dialog network (#18/2AWG)

Manual Control Button

Dimensions

Inches [mm]



Technical Details

POWER	<ul style="list-style-type: none"> 10mA
APPROVALS	<ul style="list-style-type: none"> Low voltage device ASHRAE 90.1 compliant CEC Title 24 compliant NYLL 48 compliant
ENVIRONMENT	<ul style="list-style-type: none"> Indoor, stationary, non-vibrating, non-corrosive atmosphere and non-condensing humidity Operating temperature: 32°F to 104°F (0°C to 40°C) Storage temperature: 14°F to 140°F (-25°C to 60°C)
WARRANTY	<ul style="list-style-type: none"> Standard 5-years

*Patent Pending

Rev 8/24/2022

Douglas Lighting Controls